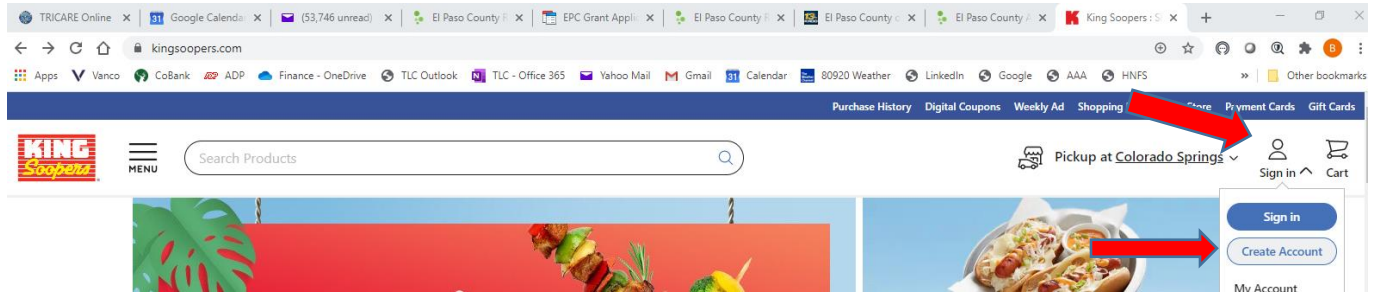


King Soopers Instructions

For assistance, please contact Brian Creelman: finance@trinitymonument.org

Create an Account

1. Go to the King Soopers Website: <https://www.kingsoopers.com/>
2. Click on Sign In > Create Account



3. Fill in the Create Your Account page (Name, Email, Password, SooperCard or Alt ID). You will use your SooperCard or Alt ID at the register or self-checkout... it may be easier for you to set up your phone number as your Alt ID.
4. Once your account is created, follow steps 1-4 above to log into your account and maneuver to the Community Rewards page. Here you can specify the charity to receive your rewards credit, e.g.:

trinity.lutheran.church

Search Results

Organization Name Holy Trinity Lutheran Church Organization Address 6322 S. Lakeview St Littleton, CO 80120 Enroll	Organization Name Trinity Lutheran Church Organization Address 3333 Duffield Ave. Loveland, CO 80538 Enroll	Organization Name Trinity Lutheran Church Organization Address 17750 Knollwood Dr Monument, CO 80132 Enroll
---	--	--


For Trinity, you can also type LY011 in the search field.

NOTE: If you are not seeking credit for your quarterly contributions (e.g. you do not have a child in the program), you DO NOT need to follow the instructions above to download quarterly data.

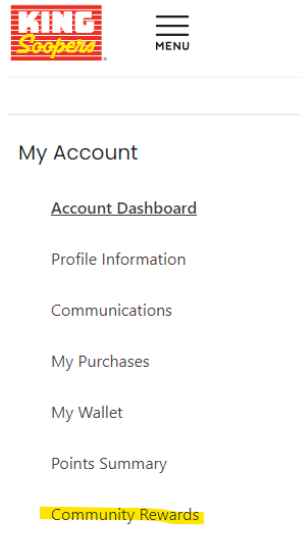
King Soopers Instructions

Download Quarterly Data – This applies to Active Family Grocery Fund members only

1. Go to the King Soopers Website: <https://www.kingsoopers.com/>
2. Click on “Sign In” > “My Account”



3. Log In with Email Address and Password.
4. Click on “Community Rewards”



5. Take a screen shot of the Previous Quarter data, and send to finance@trinitymonument.org.

